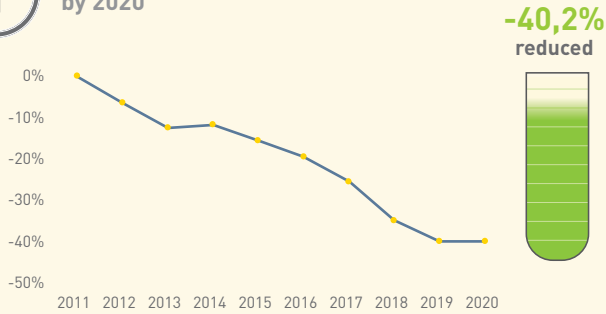


ANTIBIOTIC USE IN ANIMALS IN BELGIUM IN 2020: END OF THE FIRST REDUCTION PLAN

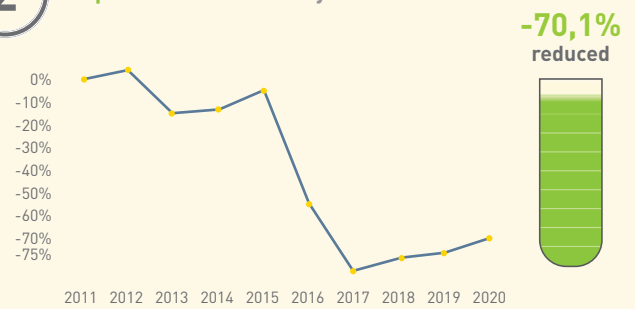
3 REDUCTION TARGETS COMPARED TO 2011



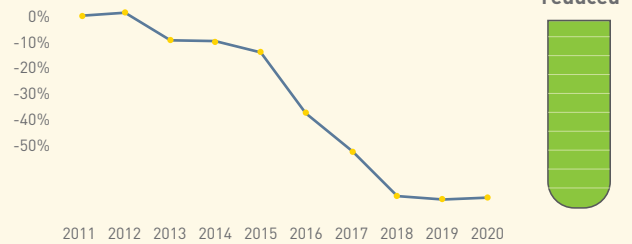
50% less in **total antibiotic use** by 2020



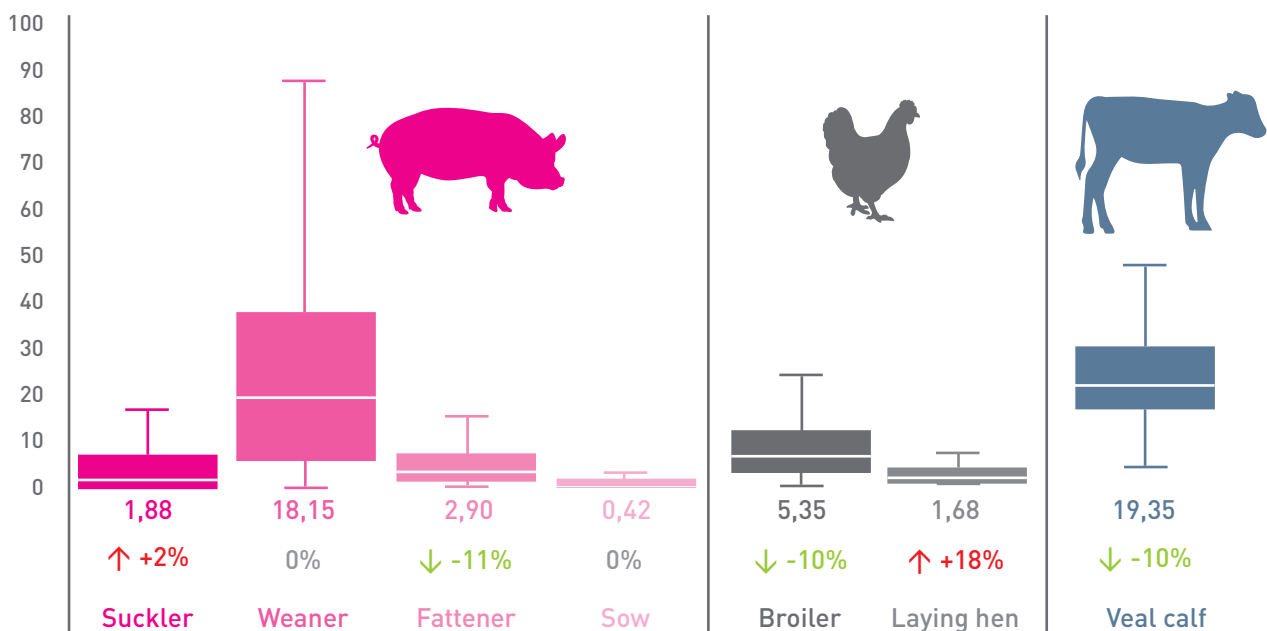
75% less use of the **critically important antibiotics** by 2020



50% less of **feed medicated with antibiotics** by 2017



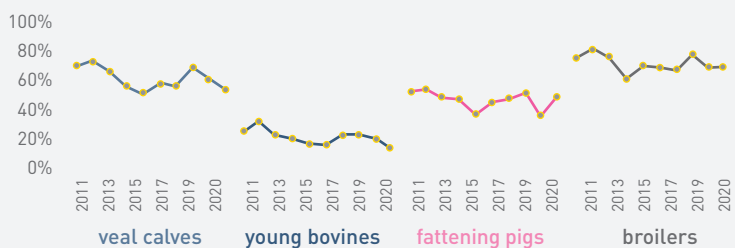
NUMBER OF TREATMENT DAYS WITH ANTIBIOTICS ON 100 DAYS AT FARM



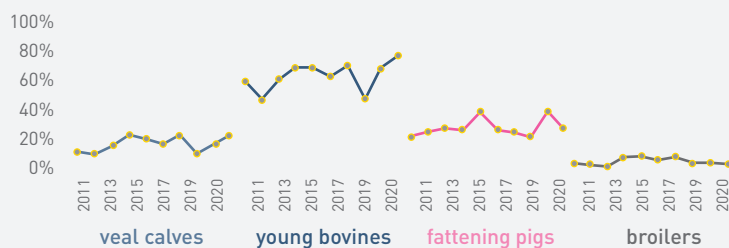
For each animal category, the distribution of antibiotic use across the farms within that animal category is shown. The white line in the box and the number below the box are the median for 2020: 50% farms use less antibiotics, 50% use more. The % change in the median compared to 2019 is shown below.

ANTIBIOTIC RESISTANCE EVOLUTION IN ANIMALS IN BELGIUM

Prevalence of *E. coli* resistant to at least 3 antibiotic classes

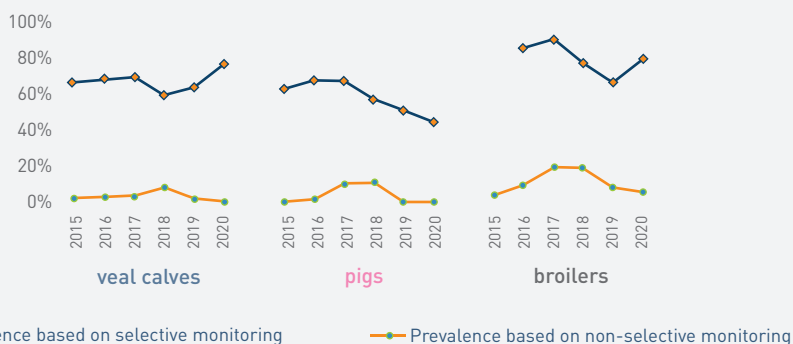


Prevalence of *E. coli* fully susceptible to all tested antibiotics



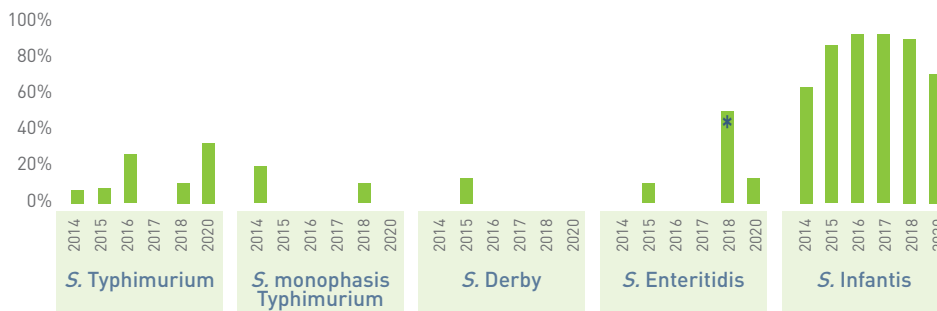
Antibiotic classes tested: aminopenicillins, phenicols, (fluoro)quinolones, polymyxins, 3rd generation cephalosporins, aminoglycosides, sulfamides, trimethoprim, tetracyclines, macrolides, carbapenemes, glycolcyclines

Prevalence of BSLE-producing *E. coli*



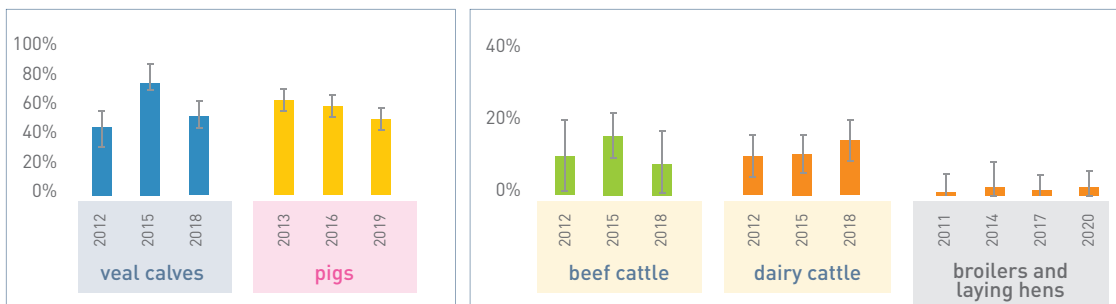
Selective monitoring: McConkey + cefotaxim agar – Non-selective monitoring: without cefotaxim

Prevalence of *Salmonella enterica* serotypes of major human concern not susceptible to ciprofloxacin in poultry



*The number of *Salmonella* Enteritidis strains in 2018 is only 2

Prevalence of methicillin-resistant *Staphylococcus aureus* (MRSA)



MRSA are resistant to almost all β -lactam antibiotics and are often not susceptible to many other classes of antibiotics